

Una Poulsen

Mandy at home

Avritssiður

Síðutølini í klombrum vísa til lesibókina.

Dagført 17. juni 2008

Innihaldsyvirlit

The Noun Game 1 2

Domino 1 2 3

The word chain 1 2 3

Word lottery 1 2 3 4

Word cards 1 2 3 4 5 6 7 8

Bingo 1 2 3 4

Guessing game 1 2

Adjectives 1 2 3 4 5 6

In the playground

- Orðaspæl 1 2 3 4

Instruments

- Orðaspæl 1 2 3 4 5

Food

- Orðaspæl 1 2 3 4 5 6 7 8

School lunch 1 2 3 4

Jobs

- Orðaspæl 1 2 3 4 5

Fool

- Kortspæl 1 2 3 4 5 6 7 8 9 10

Shopping 1 2 3 4 5 6 7

Crossroads 1 2 3 4 5

Chit-chat 1 2 3

At tosa og skriva um myndir

- Orðaspæl 1 2 3 4 5 6 7

What are you going to be?

Do you know the fruits and vegetables?

The hokey cokey

Good-night, ladies

Put a tail on the donkey

Rammur til spøl

- Picture- and word lottery

Rammur til spøl

- 12 rammur til Memmory, v.m.

Rammur til spøl

- Domino / the Word chain

Rammur til spøl

- 9 rammur til kortspøl

Rammur til spøl

- 8 rammur til kortspøl

Rammur til spøl

- 8 rammur til Fool

The Noun Game

Play with a partner or in small groups.

What you need: A *dice* and *counters* (one for each player)

Rules

Take it in turns to throw the dice and move your counters. Say the nouns that you have moved to in the *plural form*.

! You can only move your counter
• if your word is correct.

Correct answers give points:



one point



two points




three points

When the first player has reached the *finishing line*, you count your points.

The player with the highest *score* has won.

The Noun Game



Kortini kunnu eisini nýtast til **the word chain**.

(Sj frágreiðing í lærarabókini)



ladies	apple	apples	wish
wishes	man	men	egg
eggs	baby	babies	sheep
sheep	tooth	teeth	rose
roses	potato	potatoes	knife



knives	foot	feet	story
stories	mouse	mice	wolf
wolves	goose	geese	child
children	deer	deer	boy
boys	radio	radios	woman



women	lorry	lorries	house
houses	shelf	shelves	salmon
salmon	chief	chiefs	cod
cod	orange	oranges	wife
wives	roof	roofs	lady

The word chain • Verbs

① 2 3

Reglur

Spælið minnir um *domino*,
men spælt verður munnliga.

Hvør næmingur fær eitt kort.

Eru færri enn 24 næmingar, má onkur
næmingur hava tvey kort.

Næmingarnir siga ein og ein, hvat stendur
á teirra korti.

Næmingur A byrjar við at siga orðið
á kortinum, sum stendur í nútið.

B hevur hetta orðið í tátið og sigur tað.

Síðani sigur hann hitt orðið hjá sær.

C hevur hetta orðið í tátið og sigur tað.

Hann sigur síðan nýtt orð í nútið.

Spælið fer nú runt sum í ketu til D, E, F...
og endar aftur hjá A.

A: I **play**

B: and I **played**

I **start**

C: and I **started**

I **walk**

D: and I **walked**

.....

X: and I **helped**

I **dance**

A: I **danced**

danced

play

played

start

started

walk

walked

live

lived

give

gave

send



The word chain • Verbs

1 (2) 3



sent

tell

told

stand

stood

want

wanted

change

changed

talk

talked

like

liked

travel

travelled

say

said

do

did

eat

The word chain • Verbs

1 2 (3)



ate

come

came

see

saw

write

wrote

find

found

sleep

slept

sing

sang

help

helped

dance

Gev gætur!

Kortini kunnu eisini nýtast til *domino*.

he was	I gave	she made
she sang	he forgot	I fell

he
is

I
give

she
makes

she
sings

he
forgets

I
fall

I had	he did	she put
he ran	she sat	I saw

I
have

he
does

she
puts

he
runs

she
sits

I
see

she went	he ate	I sold
I slept	she stood	he thought

she
goes

he
eats

I
sell

I
sleep

she
stands

he
thinks

he came	she bought	I said
I found	he heard	she won

he
comes

she
buys

I
say

I
find

he
hears

she
wins

Word cards • verbs

① 2 3 4 5 6 7 8

I am

I do

I have

I was

I did

I had

I play

I walk

I cry

I played

I walked

I cryed

Word cards • verbs

1 (2) 3 4 5 6 7 8

I travel

I live

I help

I travelled

I lived

I helped

I love

I fish

I want

I loved

I fished

I wanted

Word cards • verbs

1 2 (3) 4 5 6 7 8

I dress

I hurry

I believe

I dressed

I hurried

I believed

I like

I want

I talk

I liked

I wanted

I talked

Word cards • verbs

1 2 3 (4) 5 6 7 8

I fly

I go

I see

I flew

I went

I saw

I sing

I meet

I come

I sang

I met

I came

Word cards • verbs

1 2 3 4 (5) 6 7 8

I get

I give

I run

I got

I gave

I ran

I sit

I hide

I take

I sat

I hid

I took

Word cards • verbs

1 2 3 4 5 6 7 8

I make

I say

I write

I made

I said

I wrote

I tell

I speak

I sell

I told

I spoke

I sold

Word cards • verbs

1 2 3 4 5 6 7 8

I learn

I pay

I eat

I learnt

I paid

I ate

I find

I forget

I fly

I found

I forgot

I flew

Word cards • verbs

1 2 3 4 5 6 7 (8)

I learn

I hear

I drink

I stood

I heard

I drank

I fall

I sleep

I read

I fell

I slept

I read



I am was	I say said	I buy bought
I buy bought	I give gave	I forget forgot
I come came	I am was	I pay paid
I do did	I see saw	I sit sat
I drink drank	I go went	I come came
I drive drove	I buy bought	I give gave
I eat ate	I sell sold	I run ran
I find found	I have had	I speak spoke

Klipp røðini sundur.

Hvør næmingur fær eitt rað av orðum.

Lærarin lesur upp.

Orðini verða lisin í *nutið*.

Næmingarnir strika út *tátíðarformin* á orðunum,
so hvørt sum tey verða lisin.

BINGO fær tann, ið hevur strikað øll síni orð.



I forget forgot	I come came	I do did
I give gave	I send sent	I go went
I go went	I hear heard	I say said
I have had	I do did	I stand stood
I hear heard	I sing sang	I drink drank
I learn learnt	I hear heard	I have had
I make made	I drink drank	I see saw
I pay paid	I sit sat	I take took
I run ran	I learn learnt	I drive drove
I say said	I drive drove	I hear heard



I see saw	I speak spoke	I sell sold
I sell sold	I make made	I tell told
I send sent	I eat ate	I find found
I sing sang	I stand stood	I learn learnt
I sit sat	I pay paid	I send sent
I speak spoke	I find found	I write wrote
I stand stood	I take took	I eat ate
I take took	I run ran	I make made
I tell told	I forget forgot	I sing sang
I write wrote	I tell told	I am was

I am	I buy	I come	I do
I drink	I drive	I eat	I find
I forget	I give	I go	I have
I hear	I learn	I make	I pay
I run	I say	I see	I sell
I send	I sing	I sit	I speak
I stand	I take	I tell	I write

Tak tvey avrit av hesum arkinum –
tú kanst nýta tveir ymiskar litir av pappíri.

Klipp orðini sundur á øðrum arkinum
og laminera kortini.

Hesi skulu nýtast sum *bingokúlur* at lesa upp.

Hitt arkið verður nýtt at leggja orðini á fyrri at kanna,
um næmingurin veruliga hevur BINGO.

Guessing game •

1 2

Spælið kann nýtast at venja *ing-form*.

Ein næmingur tekur eitt kort og ger tað, sum stendur á kortinum.

Í summum førum kunnu tveir næmingar arbeiða saman um kortið.

Hini skulu gita og á enskum siga, hvat ið teir gera.

Næmingarnir kunnu móguliga bítast í tveir partar,
sum kappast ímóti hvørjum øðrum.



You are driving a car	You are playing the drums	You are fishing
You are doing <i>exercises / gymnastics</i>	You are talking on the phone	You are playing the guitar
You are walking	You are <i>sewing / doing needlework</i>	You are brushing your teeth
You are playing the piano	You are dancing	You are hugging somebody
You are <i>having / drinking</i> a cup of <i>tea /coffee</i>	You are playing football	You are <i>washing up / doing the dishes</i>

Guessing game •

1 (2)

You are cutting somebody's hair	You are working on the computer	You are playing handball
You are skipping rope	You are bowling	You are <i>washing / cleaning</i> your face
You are playing chess	You are washing the floor	You are reading
You are washing your hands	You are tying your shoelaces	You are singing
You are <i>dressing / putting on clothes</i>		

Adjectives •

① 2 3 4 5 6

old

older

the oldest

big

bigger

the biggest

thin

thinner

the thinnest

fine

finer

the finest

Adjectives •

1 (2) 3 4 5 6

high

higher

the highest

tall

taller

the tallest

loud

louder

the loudest

small

smaller

the smallest

Adjectives •

1 2 (3) 4 5 6

hot

hotter

the hottest

strong

stronger

the strongest

wet

wetter

the wettest

large

larger

the largest

Adjectives •

1 2 3 (4) 5 6

easy

easier

the easiest

happy

happier

the happiest

pretty

prettier

the prettiest

angry

angrier

the angriest

Adjectives •

1 2 3 4 (5) 6

popular

more
popular

the most
popular

dangerous

more
dangerous

the most
dangerous

beautiful

more
beautiful

the most
beautiful

tired

more
tired

the most
tired

Adjectives •

1 2 3 4 5 (6)

honest

more
honest

the most
honest

difficult

more
difficult

the most
difficult

exciting

more
exciting

the most
exciting






famous

more
famous

the most
famous

In the playground • Orðakort

1 2 3 4



**Brian
is rollerblading.**

**Graham and John
are fighting.**

**James
is walking
on stilts.**

Ed is kissing Sue.





**Linda
is giving Harry
a pear.**

**Lis, Sophie
and Louisa
are skipping rope.**

**Dan
is pushing
William.**

**Betty and Sandra
are arguing.**

**George
is pulling
Jill's plait.**



**Linda
is biting
an apple.**

Nina is hiding.

**Bill
is carrying
a box.**

**Philips
is taking
Mary's ball.**

Peter is drawing.

**Anna and Jenny
are hugging
each other.**

**Oliver
is playing
football.**

**Luke
is digging
in the sand.**

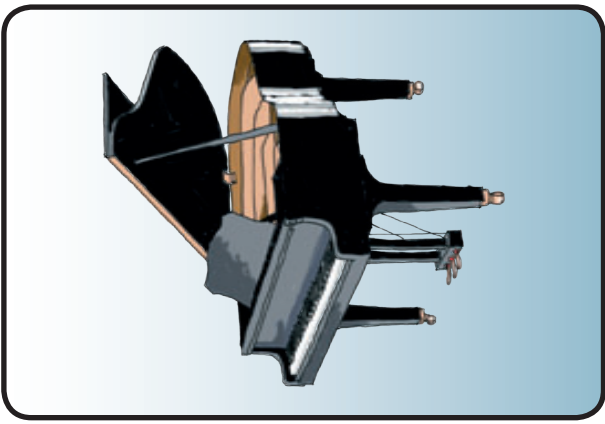
**Hannah
is building
a sandcastle.**

Instruments • Orðakort

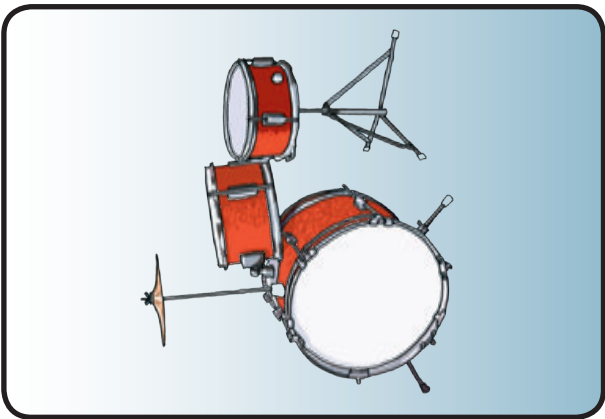
① 2 3 4 5




guitar



grand piano



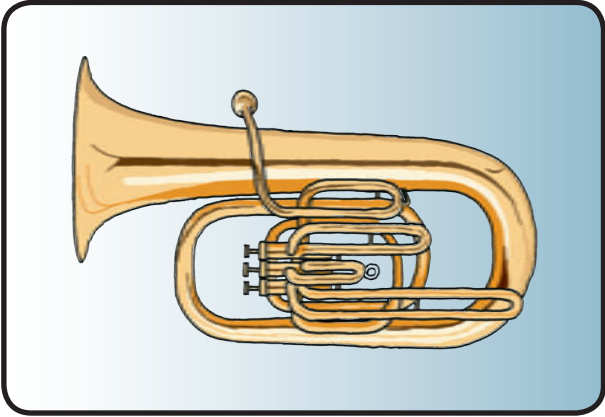
drums




keyboard

Instruments • Orðakort

1 (2) 3 4 5



tuba



trumpet






cornet



French horn

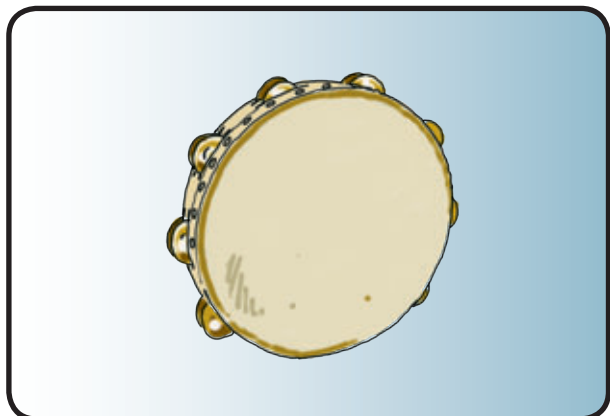
Instruments • Orðakort

1 2 (3) 4 5

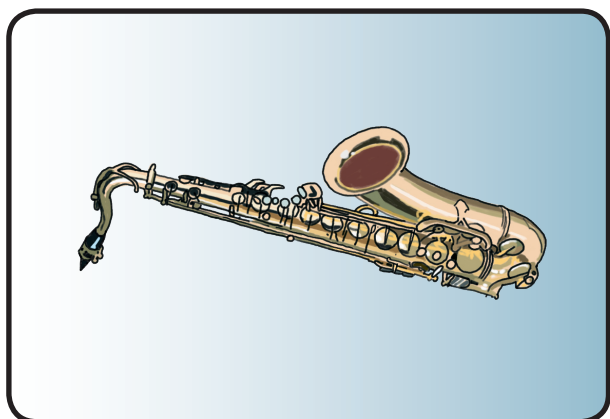


Instruments • Orðakort


1 2 3 (4) 5



tambourine






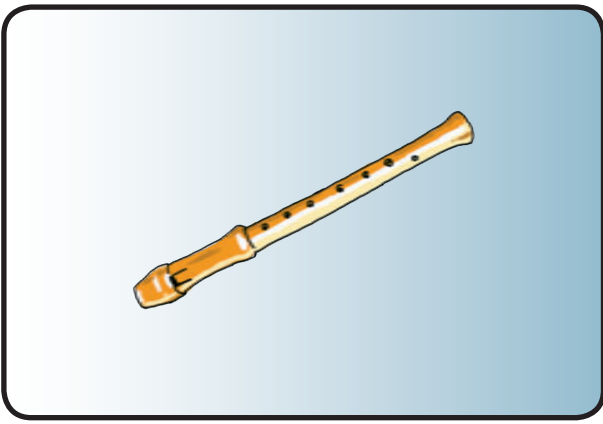

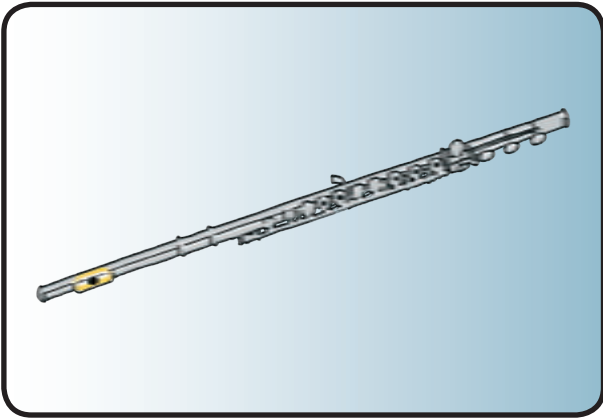
saxophone







clarinet

Instruments • Orðakort

1 2 3 4 5





lettuce


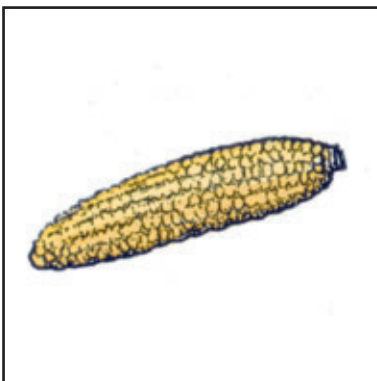


cucumber

cabbage

pepper

potato

carrot



peas


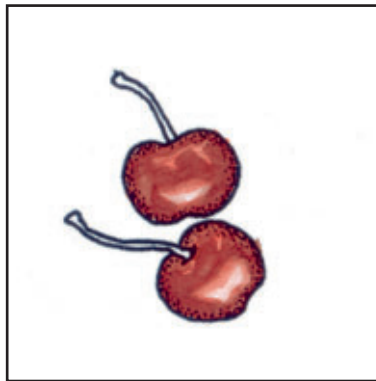



tomato

mushrooms

sweetcorn

onion

cauliflower



banana




pear

apple

lemon

cherries

plum



orange

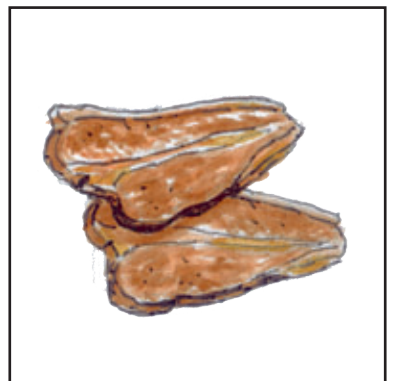
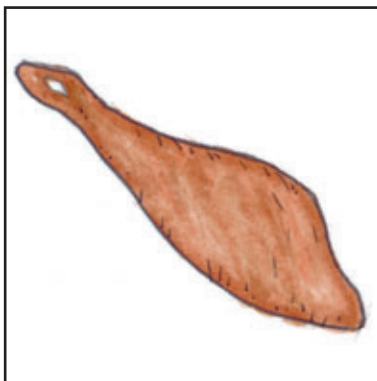


grapes

strawberries

peach

melon

raspberries



kiwifruit

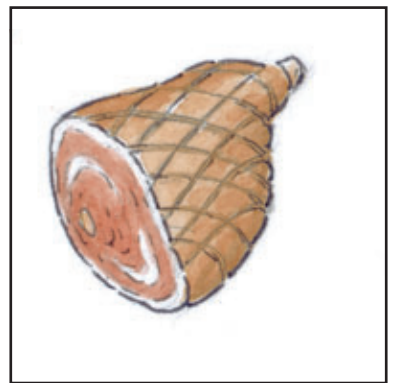
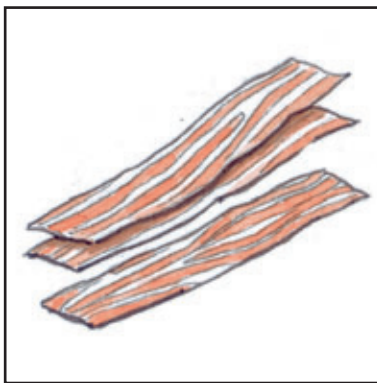
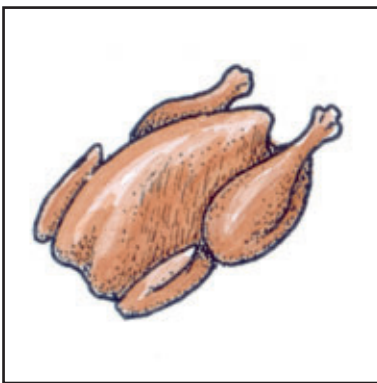


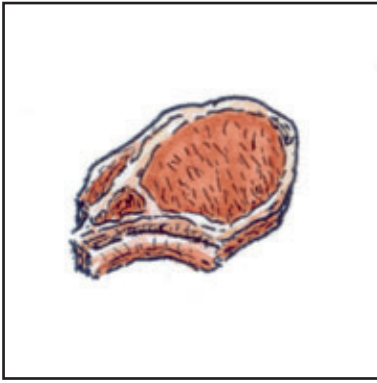
pineapple

grapefruit

leek

leg of lamb

steaks



pork chop

sausage

fish

chicken

bacon

ham



box of eggs


packet of sugar

pack of butter

carton of milk

carton of cream

jar of jam



carton of yoghurt

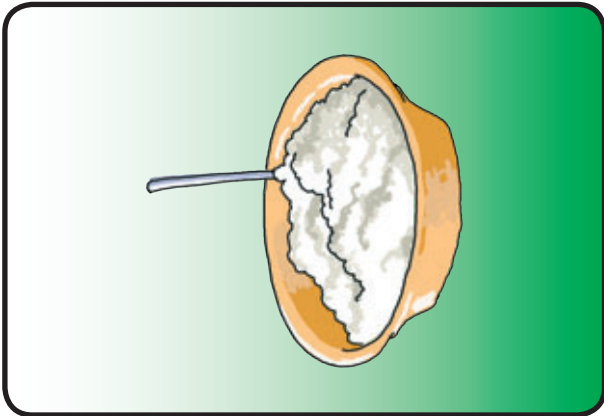
bottle of soda

tin of asparagus

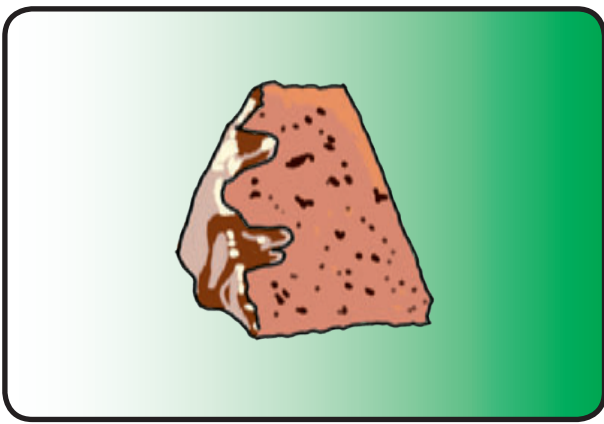
packet of bisquits

packet of spaghetti

loaf of bread



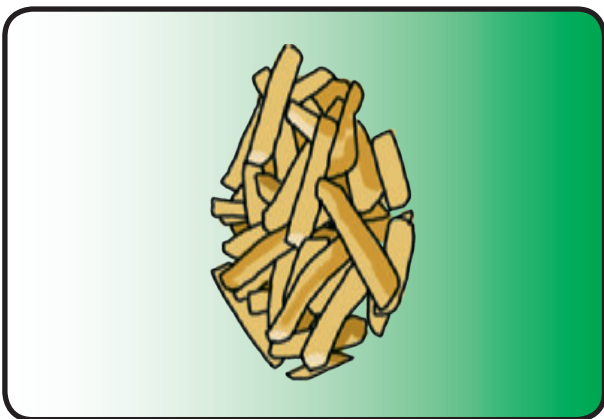
rice pudding




cake




chicken




chips




fish



fruit




ham



burger



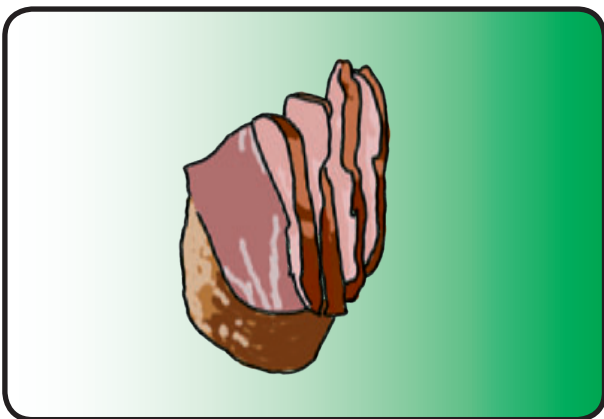
ice cream



pizza




roast lamb



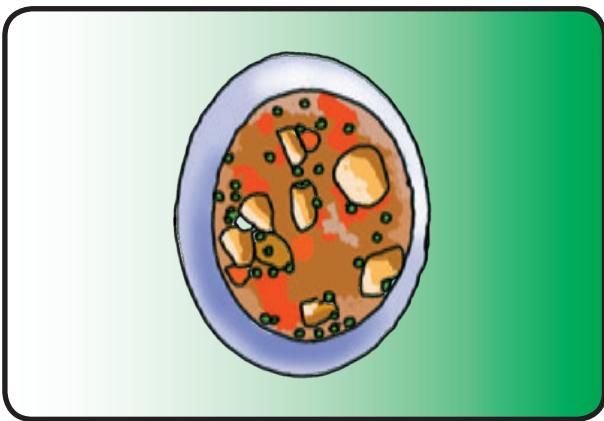
roast beef



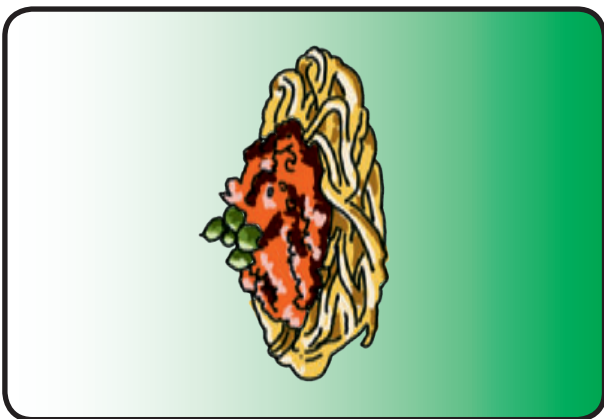
salad



sandwich



soup



spaghetti in
meat sauce



**actor /
actress**


architect

artist

baker

butcher

captain



carpenter

clerk

cook

dentist

doctor

driver



electrician

engineer

farmer

fireman

fisherman

hairdresser



mechanic


nurse

nursery teacher

painter

photographer

pilot



plumber

policeman

postman

priest

vet

waitress & waiter

Fool • kortspæl

① 2 3 4 5 6 7 8 9 10

Kopiera so nógv kort, sum tú skalt nýta:
1 sett av kortum til hvønn næming.
Kortini verða klipt út og møguliga laminerað.

Evnini, sum her eru gjørd til spælið, eru 8 í tali:
jobs, instruments, fruits, vegetables,
sports, hobbies, clothes, small animals.

Lærari ella næmingar kunnu møguliga gera nýggj kort við øðrum evnum.

Spælireglur:

Fool kann spælast í smáum bólkum.
Eru 4 spælarar, brúka vit 4 ymisk sett av kortum,
eru 5 spælarar, brúka vit 5 sett, o. s. fr.
Eitt sett = 4 kort við sama evni, t.d. '*jobs*'.
Kortini skulu kunna bólkast, fyra og fyra.

Umframt spælikort skulu vit nýta onkrar smáar lutir, sváulpinnar ella o.t., sum spælararnir skulu taka upp av borðinum, hvørja ferð eitt umfar er liðugt.
Eru *fimm spælarar*, nýta vit *fýra lutir*, ein lut minni enn spælarar eru til.

Kortini verða blandað, og spælararnir fáa fyra kort í part.
Teir skulu nú royna at fáa fyra kort, sum hoyra saman.
Hava teir t.d. fingið tvey kort við sama myndaevni, kunnu teir royna at fáa tey tvey kortini, sum eftir eru.

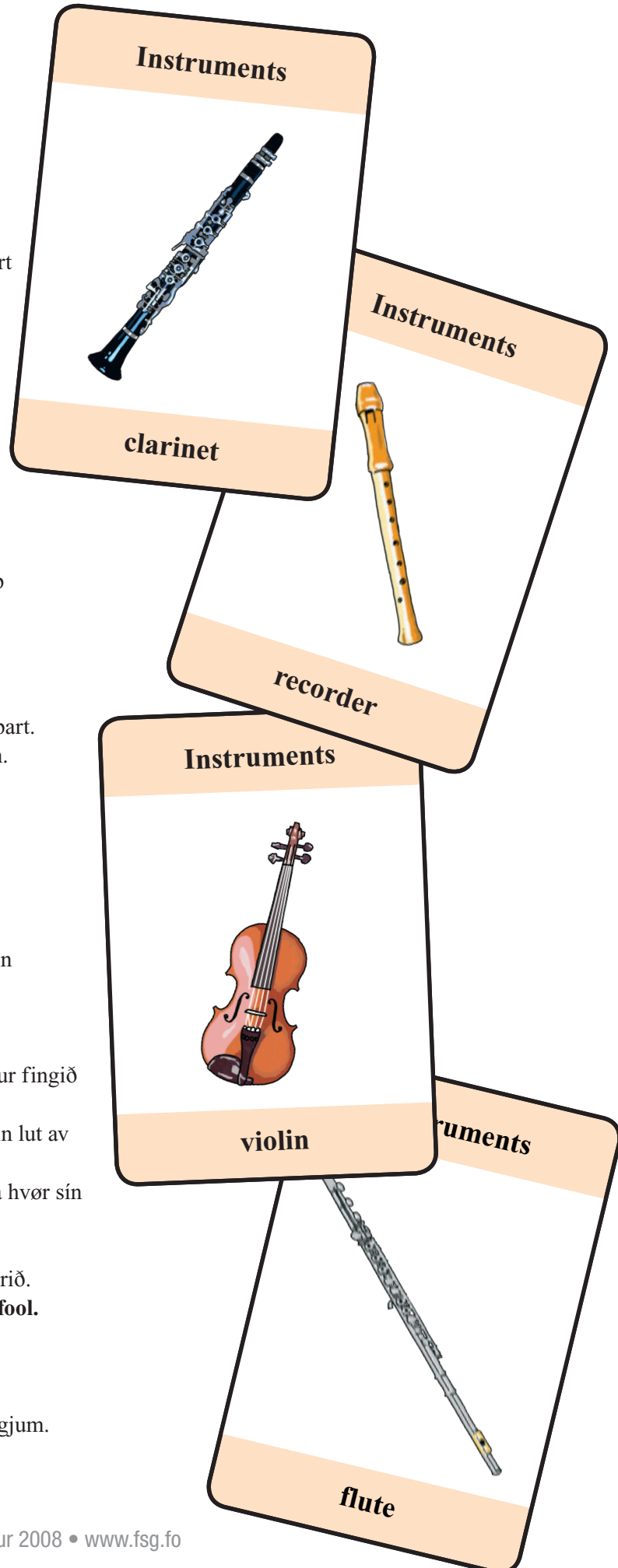
Spælið byrjar.

Allir spælarar taka í senn eitt kort úr hondini.
Teir leggja kortið á borðið við baksíðuni upp og skumpa tað varisliga yvir til spælaran vinstrumegin – eingin má síggja kortið.
Nýggja kortið verður síðan tikið upp í hondina.

Soleiðis verður gjørt nakrar ferðir, til ein spælari hevur fingið fyra kort, ið hoyra saman.
Hesin spælarin leggur síni fyra kort á borðið, tekur ein lut av borðinum og sigur **fool**.
Hinir spælararnir leggja kortini og skunda sær at taka hvør sín lut av borðinum.

Tann spælarin, ið ongan lut far, hevur tapt hetta umfarið.
Hann fær nú bókstavin **F**, sum er fyrsti bókstavur av **fool**.

Nýtt spæl byrjar, og farið verður fram á sama hátt.
Tá ið ein spælari hevur fingið bókstavinar **FOOL**, hevur hann tapt spælið, og byrjað verður heilt av nýggjum.



Fool • kortspæl

1 (2) 3 4 5 6 7 8 9 10

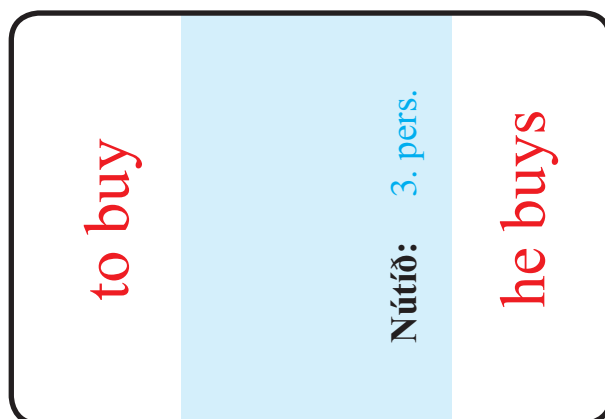
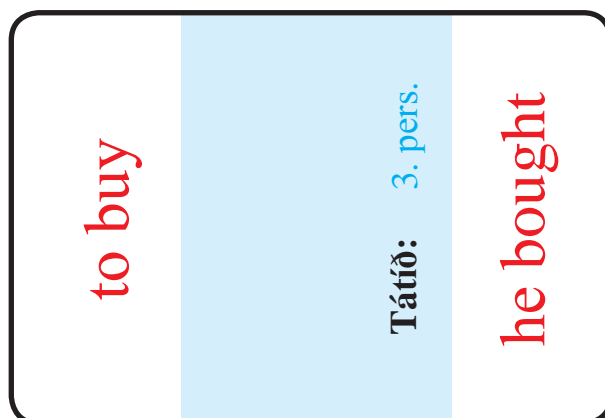

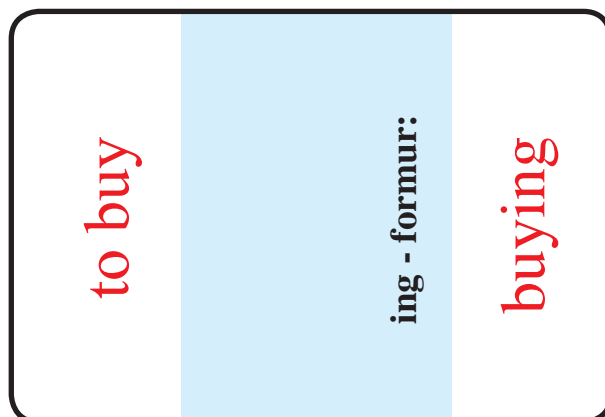
Fool kann eisini brúkast at venja mállæru.

Dømi:

Vit venja bendingarmynstur hjá
óregluligum sagnorðum.

Tey ávísu sagnorðini, sum lærast skulu,
verða skrivað á kort.
Kortini fáast sum avrit.

Næmingarnir kunnu móguliga sjálvir
skriva á kortini.




Instruments




clarinet

Jobs




butcher

Instruments




recorder

Jobs



carpenter

Instruments




violin

Jobs



electrician

Instruments

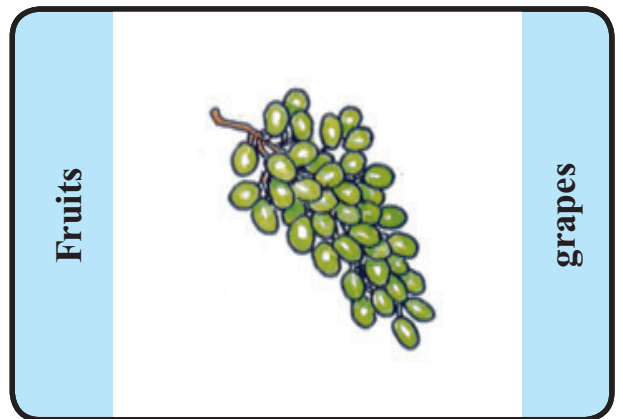








flute


Jobs



cook



Sports




gymnastics

Hobbies



painting

Sports




cycling

Hobbies




needlework

Sports




football

Hobbies




reading

Sports





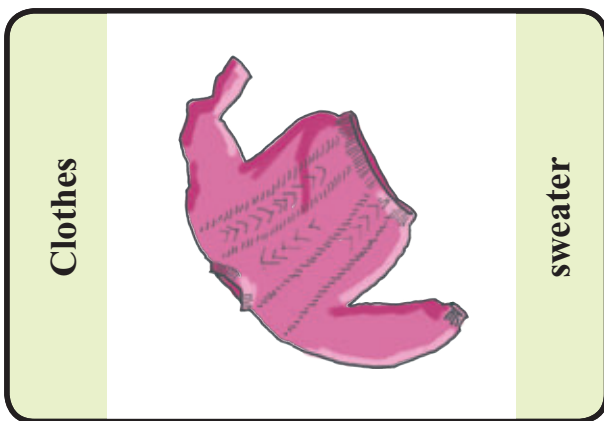
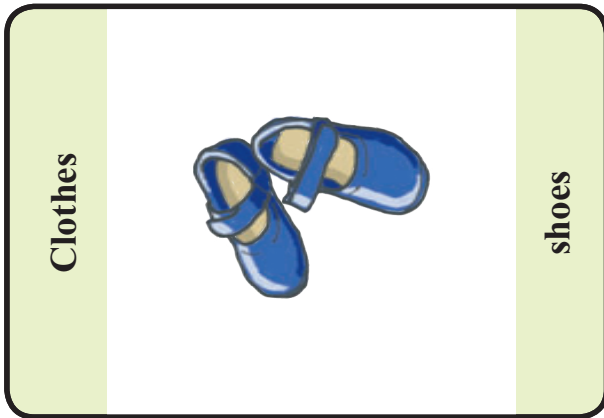


handball

Hobbies



fishing



Instruments




trumpet

Jobs




doctor

Instruments




cornet

Jobs




engineer

Instruments




guitar

Jobs



clerk

Instruments











saxophone

Jobs



dentist



Sports




table tennis

Hobbies



listening to music

Sports




badminton

Hobbies



collecting things

Sports




volleyball

Hobbies



dancing

Sports




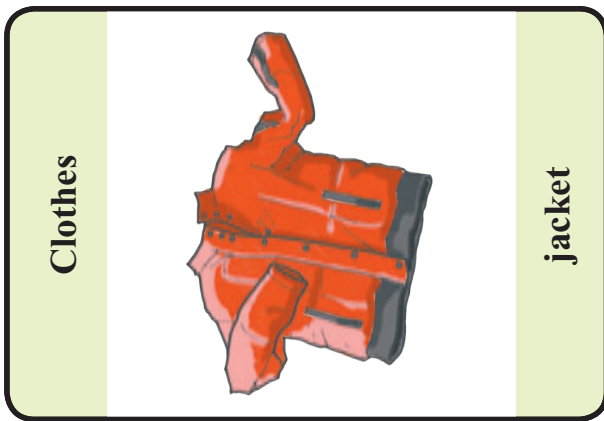
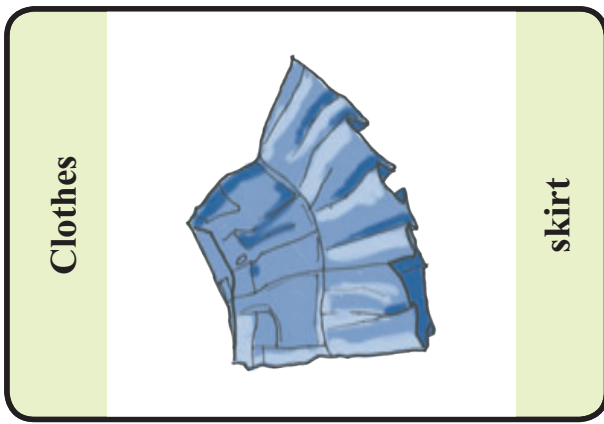
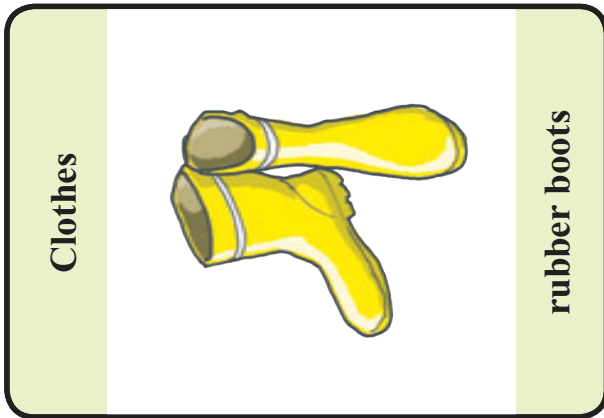


judo

Hobbies



playing the piano



Shopping • Spæl

① 2 3 4 5 6 7

Spæl, har næmingarnir venja orð og orðingar í sambandi við at keypa inn.

Spælið verður gjørt til, so at tað passar til talið av næmingum. Hvør næmingur skal hava ein keypslista og 4 tilvildarlig kort.

Ansa eftir, at keypslistar og vørur passa saman.

Kortini verða klipt út og møguliga laminerað. Tað eru íalt 48 ymiskar vørur. Hetta merkir, at fleiri næmingar kunnu hava somu vøru.

Hvussu verður spælt?

Uppgávan er, at næmingarnir skulu fáa fatur á vørunum, sum standa á teirra keypslista.

Næmingarnir ganga runt í flokksstovuni og spyrja hini eftir vørunum á listanum.

Næmingarnir skulu seta hvørjum øðrum spurningar,

t.d. Have you (got) any / a ...?
How many / much do you want?

Dømi um prát:



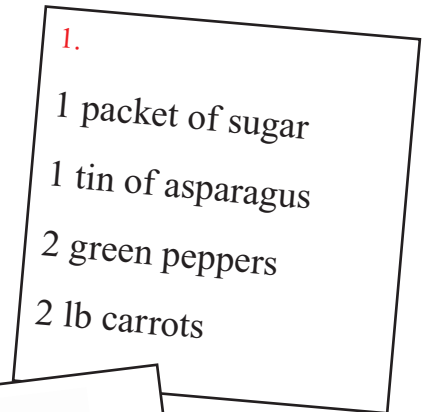
A: Have you (got) any milk?
B: I'm sorry, I have no milk.
A: Have you (got) any eggs?
B: Yes, I have. How many do you want?
A: Six, please.
B: Here you are. (A fær kortið við eggum)
A: Thank you.

A spyr síðan B eftir øðrum vørum, áðrenn hann fer til næsta næming.

B spyr síðan A:

B: Have you (got) any butter?
A: Yes, I have. How much do you want?
B: Half a pound, please.
A: Here you are. (B fær smørið)
B: Thank you.

Spælt verður, til øll hava fingið sínar vørur. Tað ber eisini til at spæla upp á tíð.



Shopping • Spæl

1 (2) 3 4 5 6 7

1.

1 packet of sugar
1 tin of asparagus
2 green peppers
2 lb carrots

2.

1 loaf of white bread
1 lettuce
1 packet of bisquits
6 eggs

3.

½ lb bacon
5 lb potatoes
1 jar of jam
1 cucumber

4.

1 piece of ham
2 lemons
3 cartons yoghurt
1 lb strawberries

5.

8 sausages
2 leeks
½ lb butter
1 lb mushrooms

6.

4 peaches
2 corncobs
1 melon
2 lb fish (cod)

7.

1 cauliflower
1 carton of cream
4 steaks
½ lb peas

8.

4 apples
1 lb onions
1 pineapple
2 grapefruits

9.

2 bottles of soda
1 leg of lamb
½ lb raspberries
4 kiwifruits

10.

4 oranges
½ lb cherries
1 packet of spaghetti
3 tomatoes

11.

3 pears
4 bananas
1 chicken
1 cabbage

12.

4 pork chops
1 carton of milk
1 lb plums
½ lb grapes

Gev gætur! 1 lb = one pound (of)
2 lb = two pounds (of)
½ lb = half a pound (of)

1 lb = 454 g

Shopping • Spæl

1 2 (3) 4 5 6 7

13.

1 packet of bisquits
4 apples
1 carton of milk
1 lb strawberries

14.

½ lb bacon
1 melon
3 pears
1 leg of lamb

15.

1 lettuce
4 steaks
½ lb of grapes
1 jar of jam

16.

2 leeks
½ lb cherries
4 pork chops
4 peaches

17.

1 packet of spaghetti
2 bottles of soda
1 pineapple
5 lb potatoes

18.

1 tin of asparagus
½ lb raspberries
6 eggs
½ lb butter

19.

2 lb carrots
1 cucumber
1 lb mushrooms
4 kiwifruits

20.

2 corncobs
1 packet of sugar
2 lb fish (cod)
1 lb plums

21.

2 green peppers
4 bananas
8 sausages
1 cauliflower

22.

1 chicken
3 tomatoes
1 loaf of white bread
3 cartons of yoghurt

23.

1 cabbage
2 grapefruits
½ lb peas
2 lemons

24.

1 joint of ham
1 carton of cream
4 oranges
1 lb onions

Gev gætur! 1 lb = one pound (of)
2 lb = two pounds (of)
½ lb = half a pound (of)

1 lb = 454 g

Shopping • Spæl


1 2 3 (4) 5 6 7



1 packet of sugar



1 loaf of white bread



½ lb bacon



1 tin of asparagus



1 lettuce



5 lb potatoes



2 green peppers



1 packet of biscuits



1 jar of jam



2 lb carrots



6 eggs



1 cucumber

Shopping • Spæl

1 2 3 4 5 6 7



1 piece of ham



8 sausages



4 peaches



2 lemons



2 leeks



2 corncoobs



3 cartons yoghurt



½ lb butter



1 melon



1 lb strawberries



1 lb mushrooms



2 lb fish (cod)

Shopping • Spæl

1 2 3 4 5 (6) 7



1 cauliflower



4 apples



2 bottles of soda



1 carton of cream



1 lb onions



1 leg of lamb



4 steaks



1 pineapple



½ lb raspberries



½ lb peas



2 grapefruits



4 kiwifruits

Shopping • Spæl

1 2 3 4 5 6 7



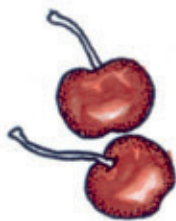
4 oranges




3 pears



4 pork chops




½ lb cherries



4 bananas



1 carton of milk



1 packet of spaghetti



1 chicken



1 lb plums



3 tomatoes



1 cabbage



½ lb grapes

Spæl at læra nøvn á handlum og øðrum í býnum.
Næmingar seta hvørjum øðrum spurningar.

Spælt verður í bólkkum, 3 ella 4 næmingar í hvørjum.

Hvør næmingur fær eitt kort (**A,B,C** ella **D**), sum vísir ein krossveg við handlum, o.ø.

Um 3 næmingar spæla, verður **D**-kortið tikið burtur.

Næmingarnir fáa eisini eitt ark við upplýsingum á.
Meðan teir spæla, kunnu teir nýta hetta arkið at skriva á.

Kortini **A, B, C** og **D** hava ymiskar upplýsingar.
Á hvørjum korti stendur, hvar ávísir handlar og støð eru.
Tá ið upplýsingarnar frá øllum kortunum verða lagdar saman,
er kortið fullfíggjað.

Næmingarnir skulu nú skiftast um at geva hvørjum øðrum upplýsingar.
Hinir næmingarnir skriva upplýsingina á kortið so hvørt.
Spælið er liðugt, tá ið allar upplýsingar eru skrivaðar uppá.
Næmingarnir kunnu at enda samanbera kortini fyri at vita,
um teir hava skrivað rætt.

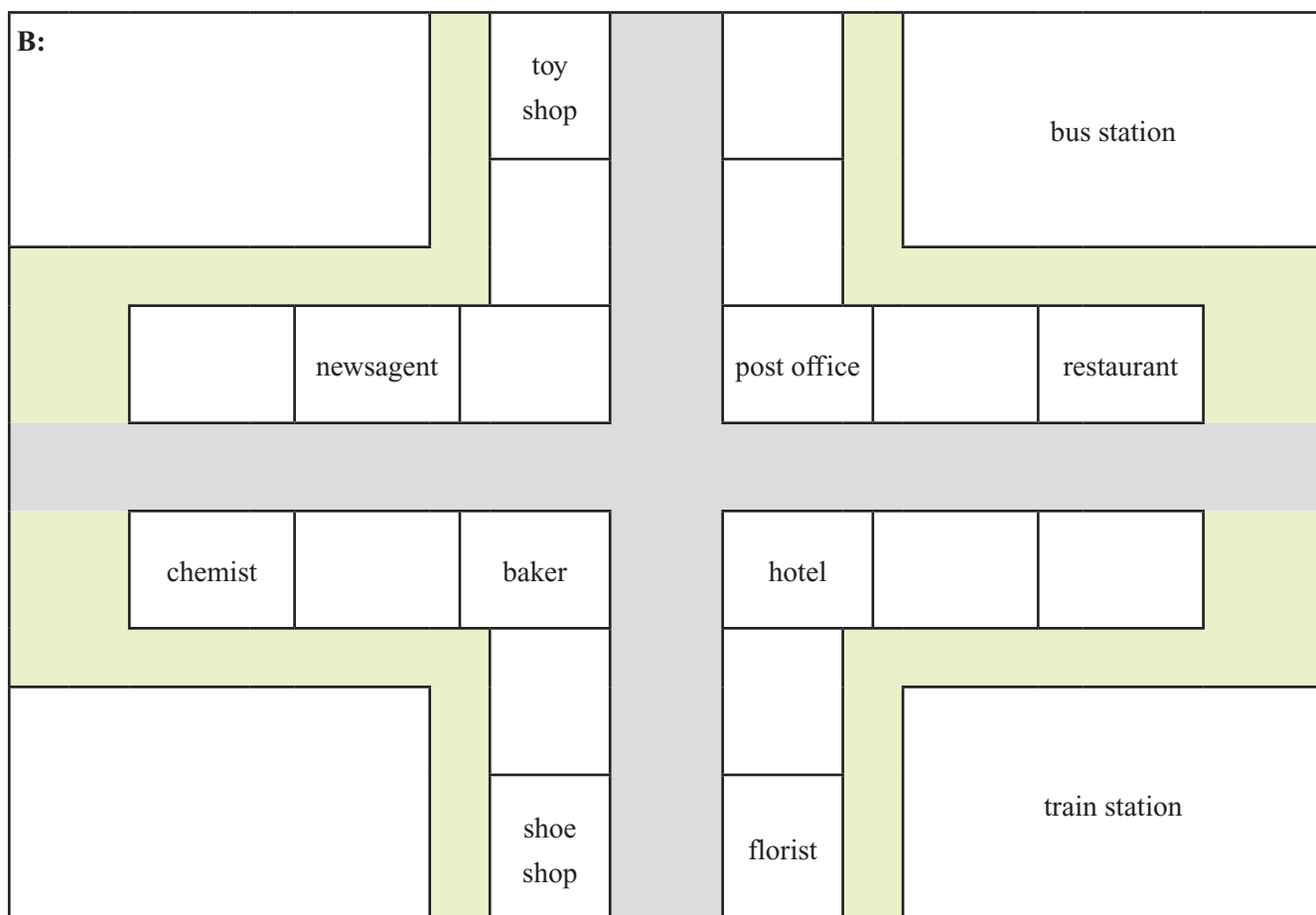
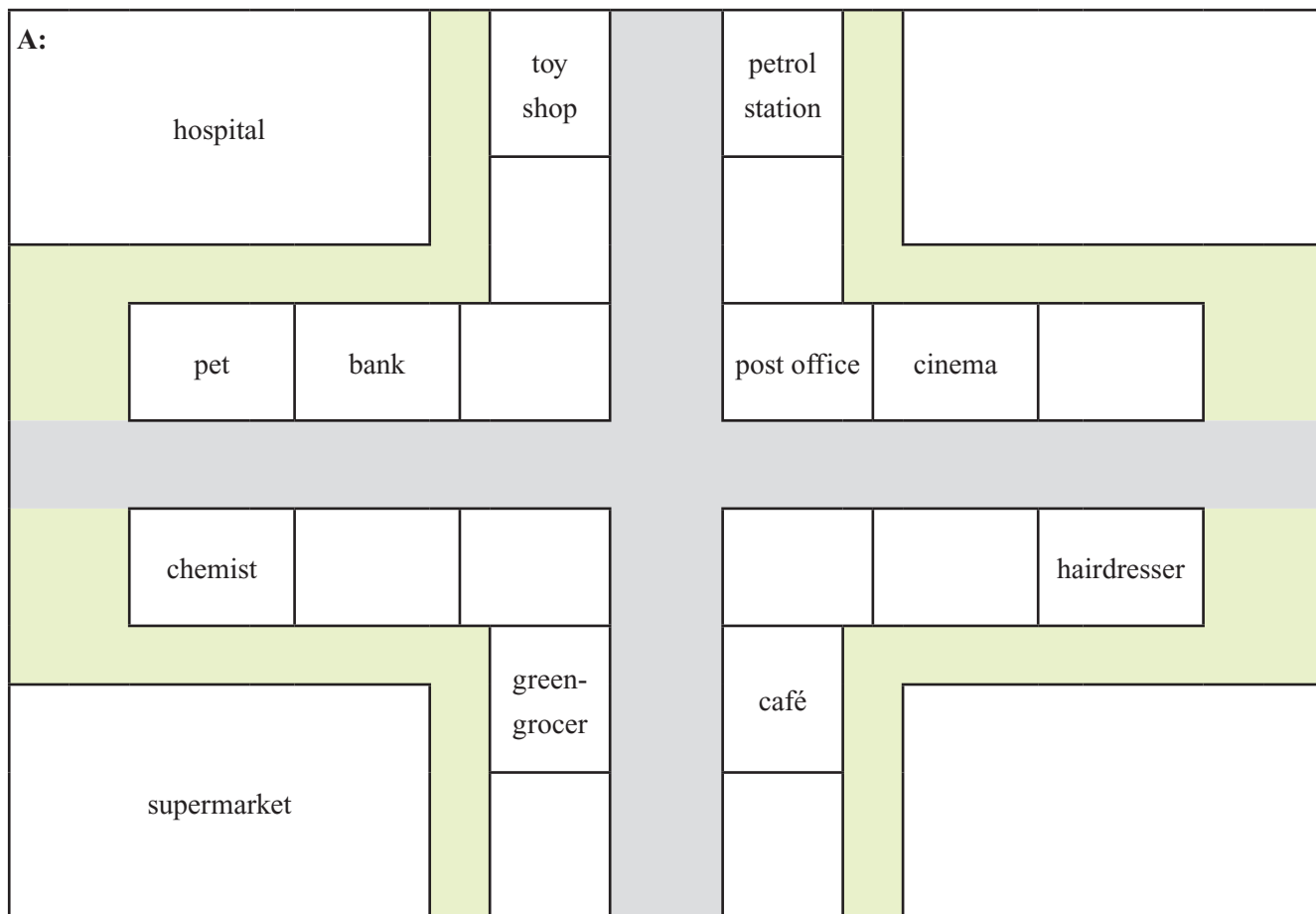
Dømi um upplýsingar:

- A:** The toy shop is *next to* the bookshop.
- B:** The bus station is *behind* the hairdresser.
- C:** The butcher is *between* the chemist and the baker.
- D:** The florist is *opposite* the shoe shop.

Gev gætur!

- Við hvørt er neyðugt at vita meira fyri at kunna skriva eina upplýsing á kortið.
Næmingurin kann tá goyma upplýsingina og fyribils skriva hana á pappír .
Seinni kann hann so skriva hana á kortið.
- Næmingarnir nýta orð sum *behind, next to, in front of*, o.s.fr.

Behind er tað sum liggur aftanfyri, longst burtur frá vegnum:
bus station, train station, o.s.fr.

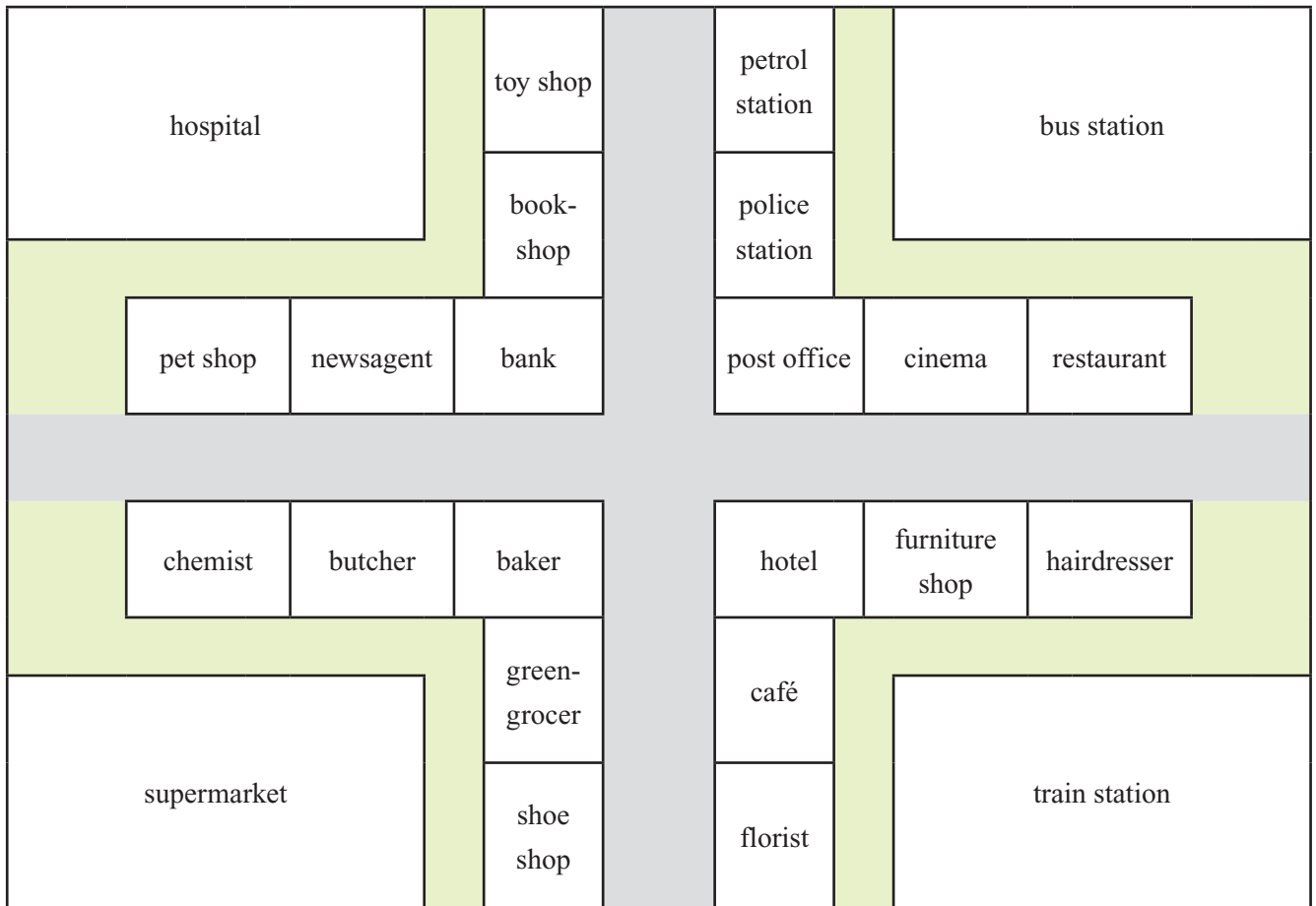


C:

[Empty]			[Empty]	[Empty]	[Empty]		
[Empty]			book-shop	police station	[Empty]		
pet shop	[Empty]	[Empty]	[Empty]	post office	[Empty]	restaurant	
[Empty]			[Empty]	[Empty]	[Empty]		
chemist	butcher	[Empty]	[Empty]	hotel	furniture shop	[Empty]	
[Empty]			[Empty]	[Empty]	[Empty]		
[Empty]			shoe shop	[Empty]	[Empty]		

D:

hospital			[Empty]	petrol station	[Empty]		
[Empty]			book-shop	[Empty]	[Empty]		
[Empty]	newsagent	bank	[Empty]	post office	[Empty]	[Empty]	
[Empty]			[Empty]	[Empty]	[Empty]		
chemist	[Empty]	baker	[Empty]	[Empty]	furniture shop	[Empty]	
[Empty]			[Empty]	[Empty]	[Empty]		
supermarket			[Empty]	florist	[Empty]		



Orð á kortinum

Orðini standa í bókstavarað.

Næmingarnir vita ikki, hvat stendur á hvørjum korti.

baker	butcher	hospital	post office
bank	cinema	hotel	restaurant
bookshop	florist	newsagent	shoe shop
bus station	furniture shop	pet shop	supermarket
café	greengrocer	petrol station	toy shop
chemist	hairdresser	police station	train station

Chit-chat • Spæl ① 2 3

- chit-chat: *prát*

Næmingarnir ganga runt í flokksstovuni og seta hvørjum øðrum spurningar, m.a. um **jobs** og **hobbies**.

Hvør næmingur fær eitt *rollukort* (role-card), sum sigur, hvør hann er.
Hetta kortið nýtir hann at svara spurningum, ið hinir næmingarnir seta honum.

Næmingarnir fáa eisini eitt *spurnarblað* (questionnaire).
Uppgávan er at finna út av, hvør næmingur umboðar teir ymisku persónarnar á spurnarblaðnum.

What's your name?
How old are you?
Where do you live?
Are you married?
How many children do you have?
What do you do?
What are your hobbies?

Spurningarnir kunnu setast á talvuna.
Tað ber eisini til at kopiera teir og líma teir aftanfyri á spurnarblaðnum.

So hvørt sum funnið verður út av, hvønn persón á spurnarblaðnum, ein næmingur umboðar, verður navnið á næminginum skrivað út fyri persónin.

Spælið er liðugt, tá ið allir persónarnir á spurnarkortinum eru funnir.

Aftaná kunnu næmingarnir lesa upp, hvat stendur á teirra korti.
Hini kunnu fylgja við, um tey hava skrivað røttu nøvnini.

Gev gætur!

Til spælið eru gjørd 12 rollukort.
Eru 24 næmingar, sum spæla, merkir hetta, at tveir og tveir næmingar fáa eins kort.

Um ein næmingur, sum spyr, fær somu upplýsingar aðru ferð, fer hann bara víðari til næsta næming.
Um færri enn 12 næmingar spæla, mugu spurningarnir á spurnarblaðnum strikast út, so spurningarnir passa til rollukortini, sum eru við í spælinum.

Questionnaire



• questionnaire: spurnablað

<p>Find:</p> <p>a carpenter who likes football a vet who loves to swim a waiter who likes travelling a doctor who likes fishing a policeman who lives in Manchester a mechanic who likes to play chess a bank clerk who likes sailing a nursery teacher who likes to dance a hairdresser who goes jogging a dentist who plays tennis a housewife who likes to paint an electrician who likes cycling</p>	<p>Find:</p> <p>a carpenter who likes football a vet who loves to swim a waiter who likes travelling a doctor who likes fishing a policeman who lives in Manchester a mechanic who likes to play chess a bank clerk who likes sailing a nursery teacher who likes to dance a hairdresser who goes jogging a dentist who plays tennis a housewife who likes to paint an electrician who likes cycling</p>
<p>Find:</p> <p>a carpenter who likes football a vet who loves to swim a waiter who likes travelling a doctor who likes fishing a policeman who lives in Manchester a mechanic who likes to play chess a bank clerk who likes sailing a nursery teacher who likes to dance a hairdresser who goes jogging a dentist who plays tennis a housewife who likes to paint an electrician who likes cycling</p>	<p>Find:</p> <p>a carpenter who likes football a vet who loves to swim a waiter who likes travelling a doctor who likes fishing a policeman who lives in Manchester a mechanic who likes to play chess a bank clerk who likes sailing a nursery teacher who likes to dance a hairdresser who goes jogging a dentist who plays tennis a housewife who likes to paint an electrician who likes cycling</p>

Kopiera eitt spurnarblað til hvønn næming.

Tveir og tveir næmingar seta hvørjum øðrum spurningar.
Ætlanin er at finna út av, hvønn persón á spurnarblaðnum
hin næmingurin umboðar.

Krossur verður settur við persónin, sum funnin er,
og navnið á næminginum verður skriva við.

Role-cards



John Williams

Age: 24
Lives in Preston
Not married

Job: carpenter

Hobbies: football

Mary Lewis

Age: 32
Lives in Poulton
Married
Two children: Linda, Luke

Job: vet

Hobbies: swimming

Peter Ward

Age: 27
Lives in Cardiff
Not married

Job: waiter

Hobbies: travelling

James Mac Donald

Age: 42
Lives in Edinburgh
Married
Three children:
Tony, Susan, Bill

Job: doctor

Hobbies: fishing

Chris Lane

Age: 26
Lives in Manchester
Married
One child: David

Job: policeman

Hobbies: football

Ronald Owen

Age: 52
Lives in Nottingham
Married
Two children: Ann, Harry

Job: mechanic

Hobbies: chess

Brian Baxter

Age: 29
Lives in Birmingham
Married
No children

Job: bank clerk

Hobbies: sailing

Sarah Stevens

Age: 40
Lives in Brighton
Married
No children

Job: nursery teacher

Hobbies: dancing

Sally Robinson

Age: 36
Lives in Blackpool
Married
Two children: Angela, Jane

Job: hairdresser

Hobbies: jogging

George Wood

Age: 38
Lives in Aberdeen
Married
Two children:
Robert, Rebecca

Job: dentist

Hobbies: tennis

Celia Young

Age: 48
Lives in York
Married
Three children:
Andy, Caroline, Oliver

Job: housewife

Hobbies: painting

Tony Scott

Age: 39
Lives in Salisbury
Married
One child: Susan

Job: electrician

Hobbies: cycling, football

At tosa og skriva um myndir

1

2

3

4

5

6

7

Myndir eru góðar at nýta í undirvísingini at práta og skriva um.

Lærarin kann t.d. klippa myndir úr vikubløðum av tilvildarligum persónum ella hendingum. Næmingarnir kunnu so gera søgur burtur úr myndatiltálarinum.

At fáa glið á prátið ella skrivligu frásøgnina, kann lærarin hjálpa til.

Næmingar og lærari nýta sítt hugflog.

Dømi um nýtslu av myndum:

Myndir úr skúlagarðinum (Textbook, page 12-13)

Hesar myndirnar kunnu m.a. nýtast til:

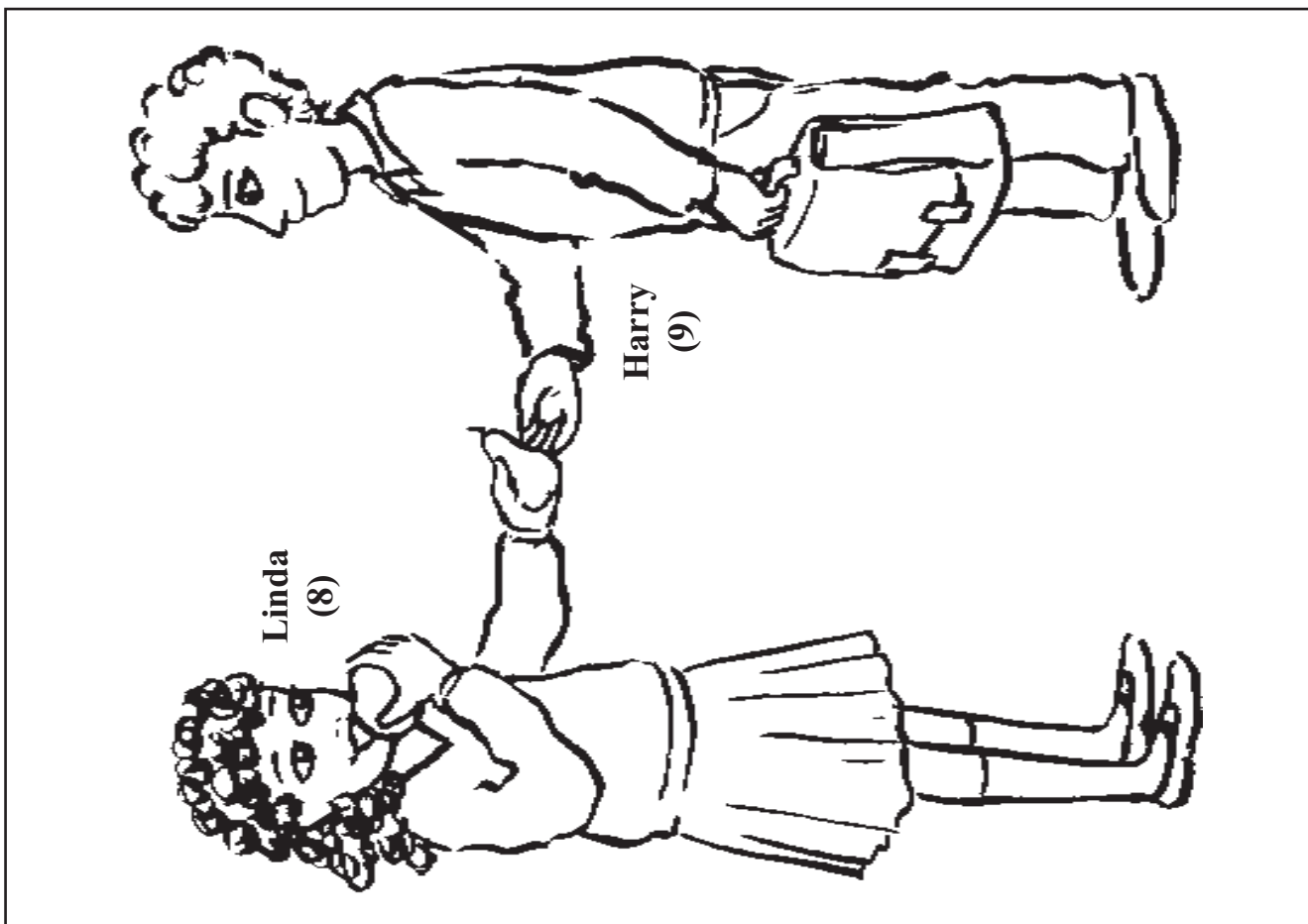
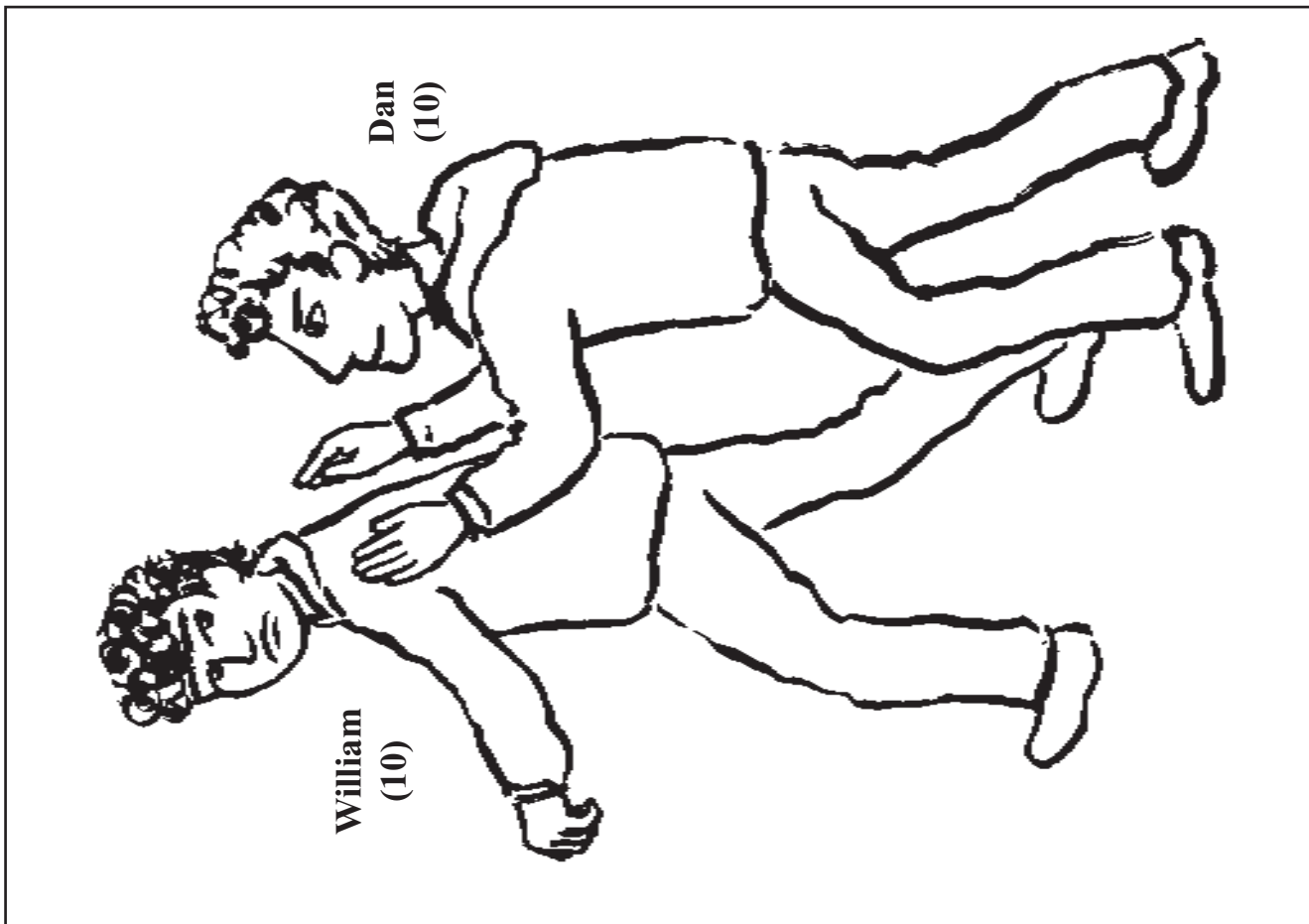
- At gera samtalar burturúr:
Hvat siga børnini, meðan tey spæla?
- At práta um:
Hvørji eru børnini?
Hvussu eru tey?
Hvør er familjan?
Vinir/kenningar?
Bestu lærugreinir?
Fritíðarítriv?
Hvat ganga børnini til?
Hvat kundu tey hugsað sær at verið? (starv)
Hvar hava tey ferðast? Hvør var við?
Hvat hava tey upplivað?
Sig okkurt frá gerandisdegnum hjá børnunum.
Hvat fer fram á myndini?
Hvat hendir síðani?
- Smáar skrivligar uppgávur, 'fantasistílar'.
Skrivligu frásagnirnar kunnu setast í portfolio.

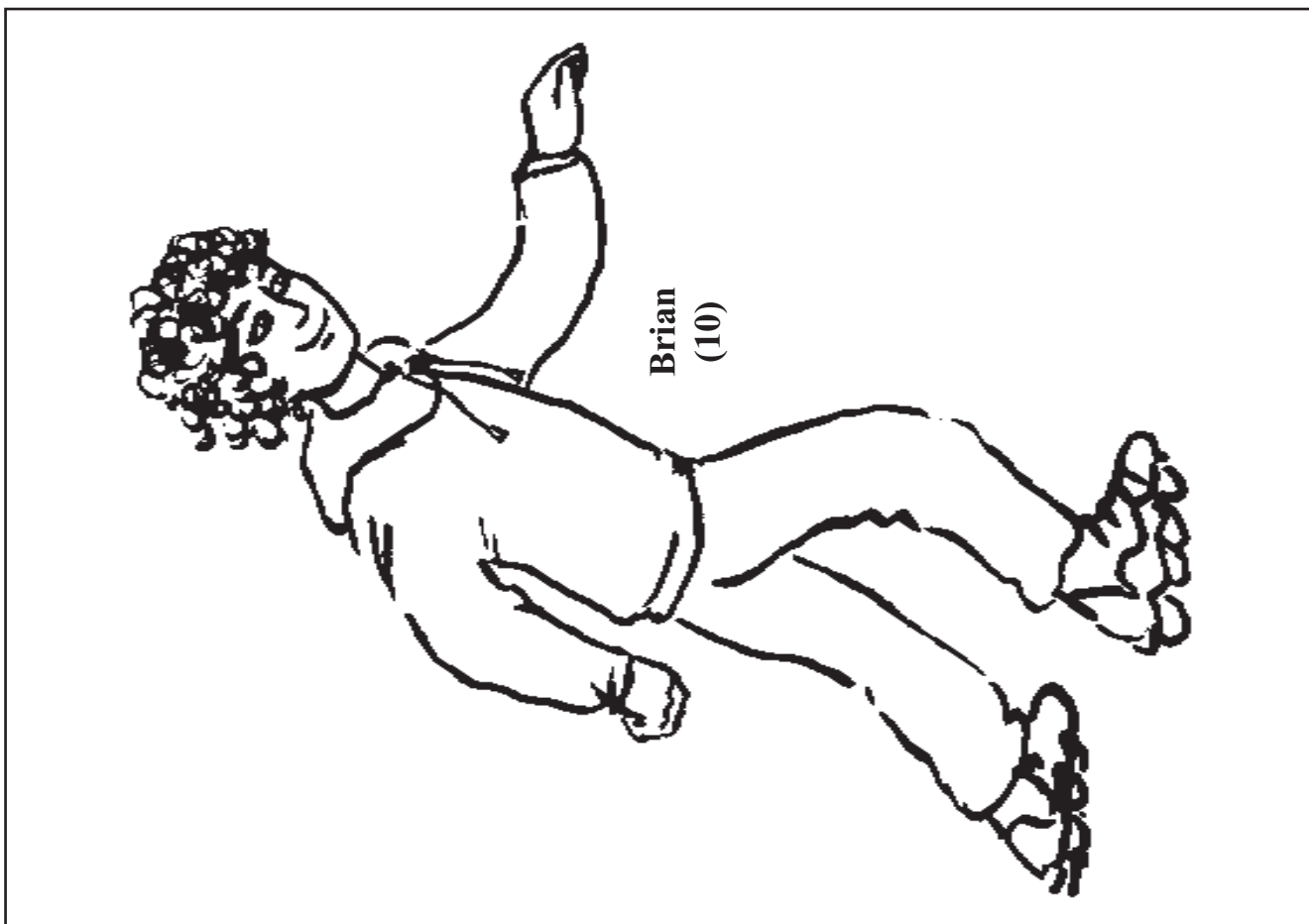
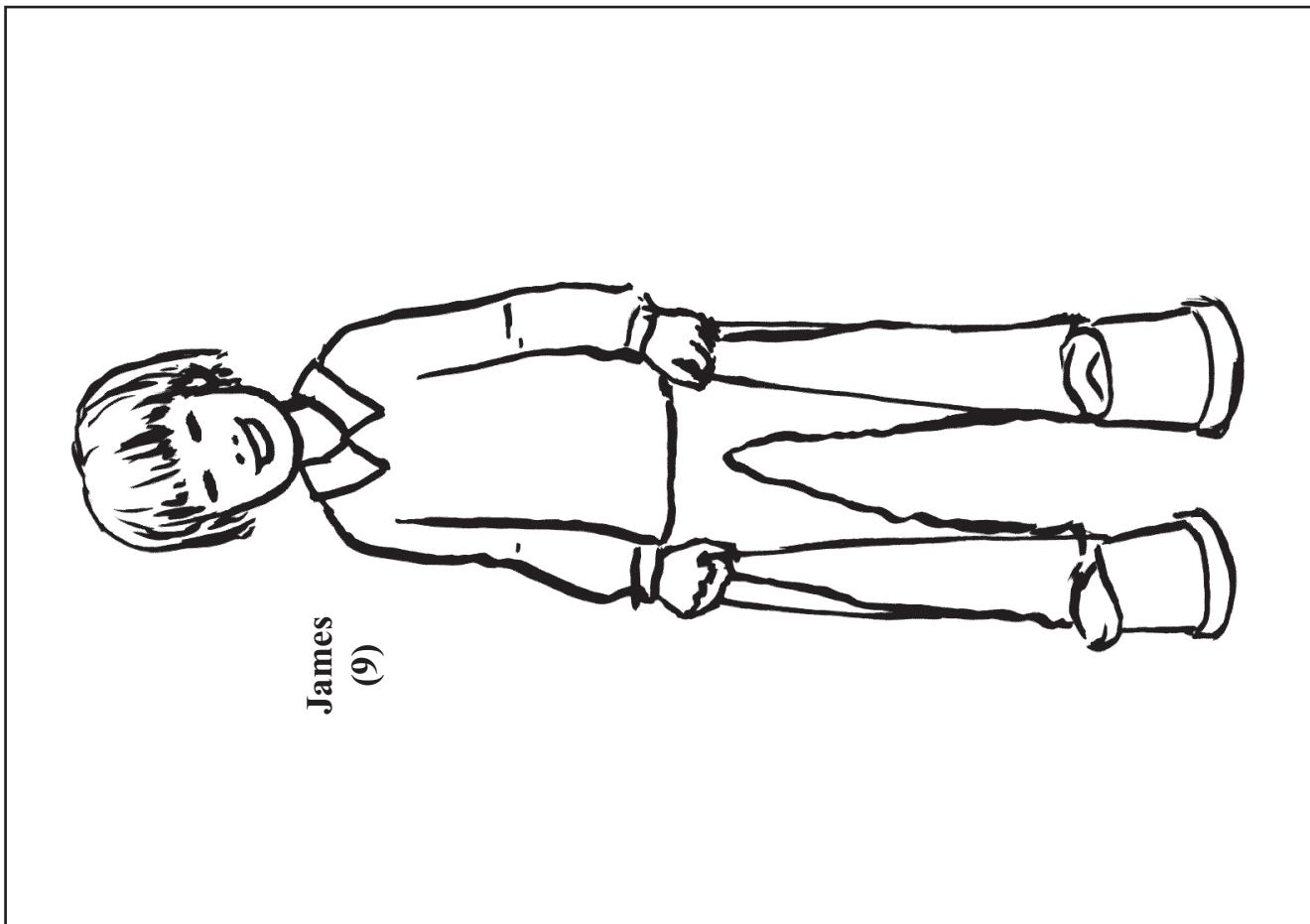
Myndirnar kunnu heingjast upp í flokksstovuni.


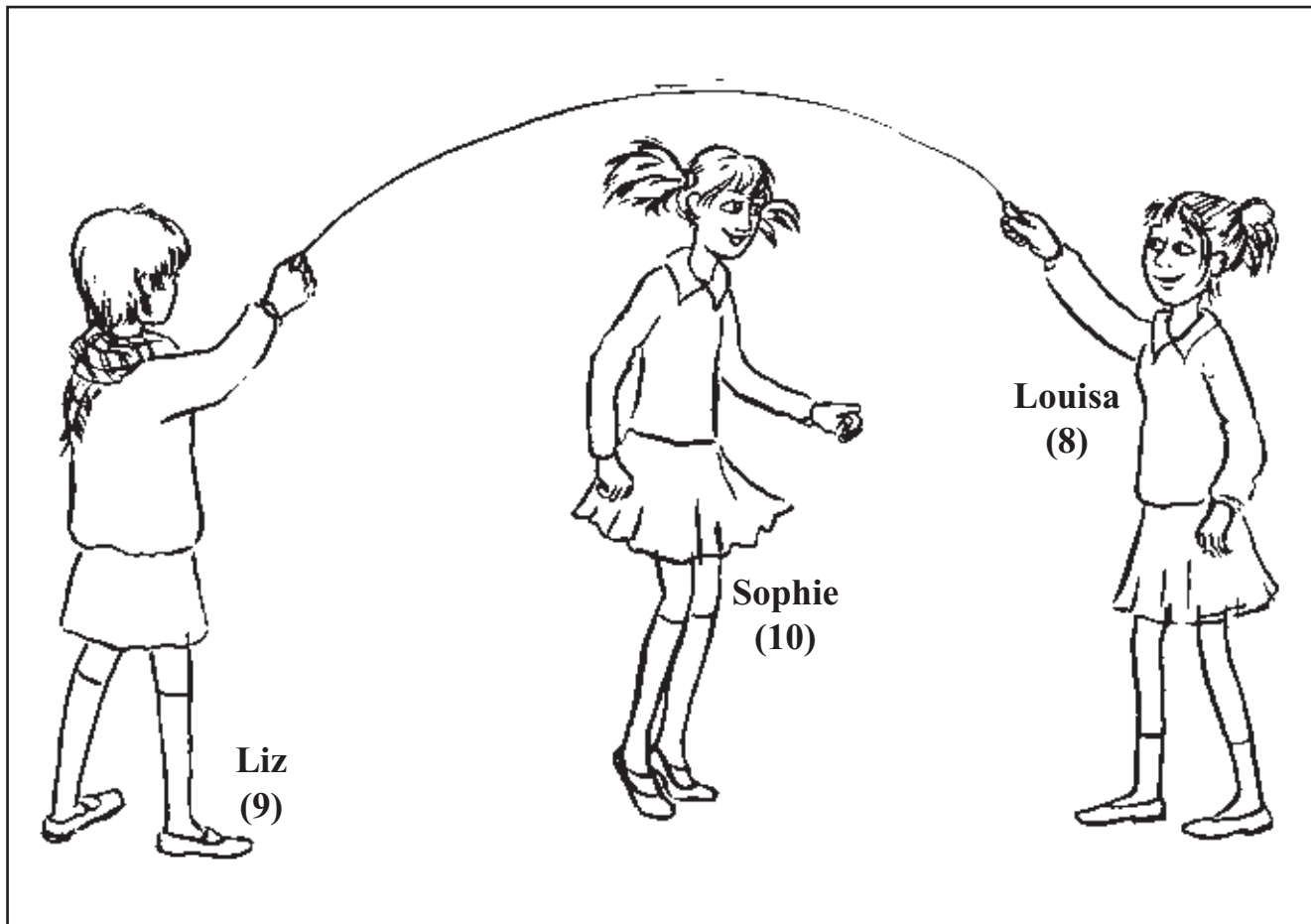
Tekstur kann setast við.

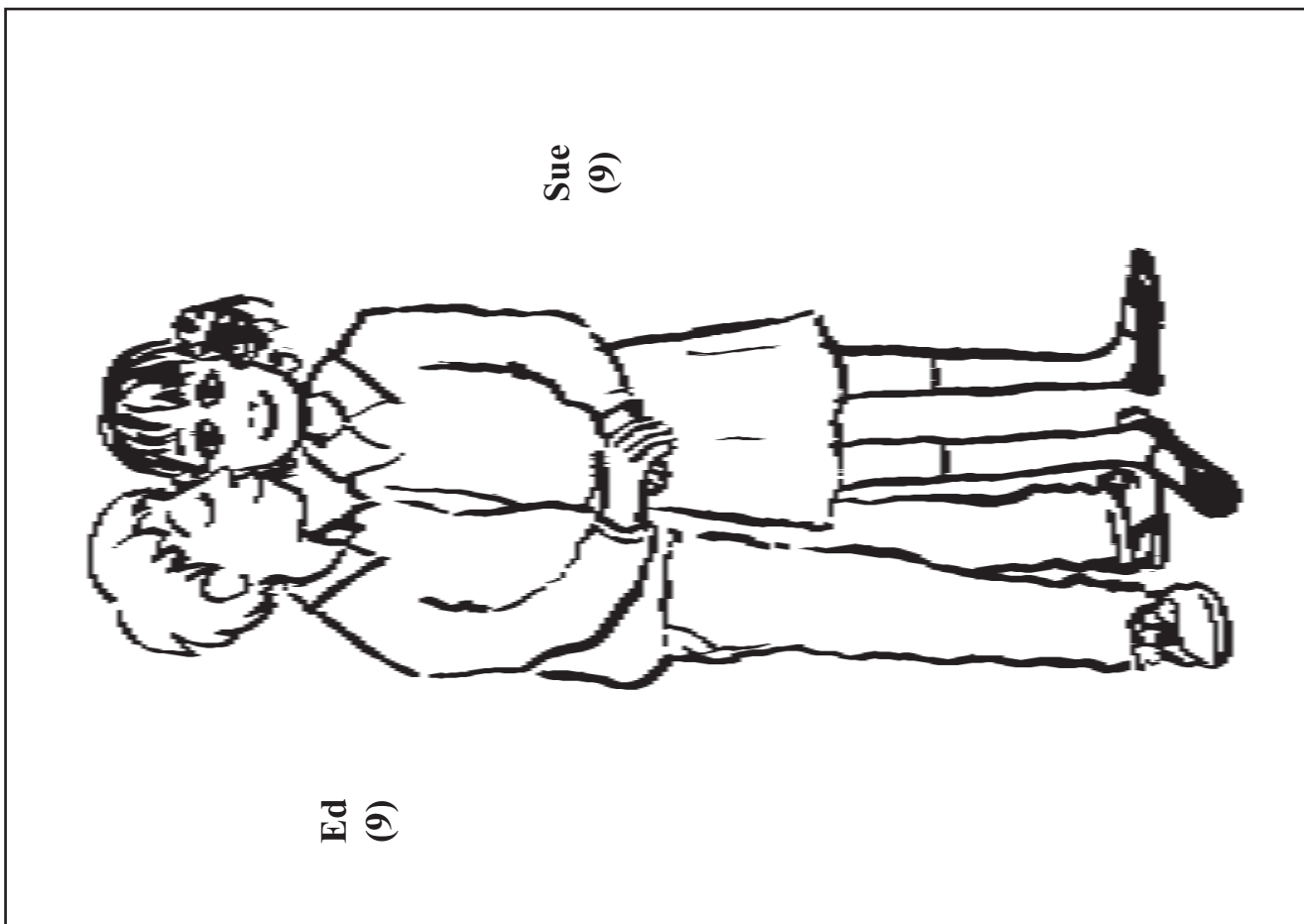

Myndirnar finnast sum avritssíður:


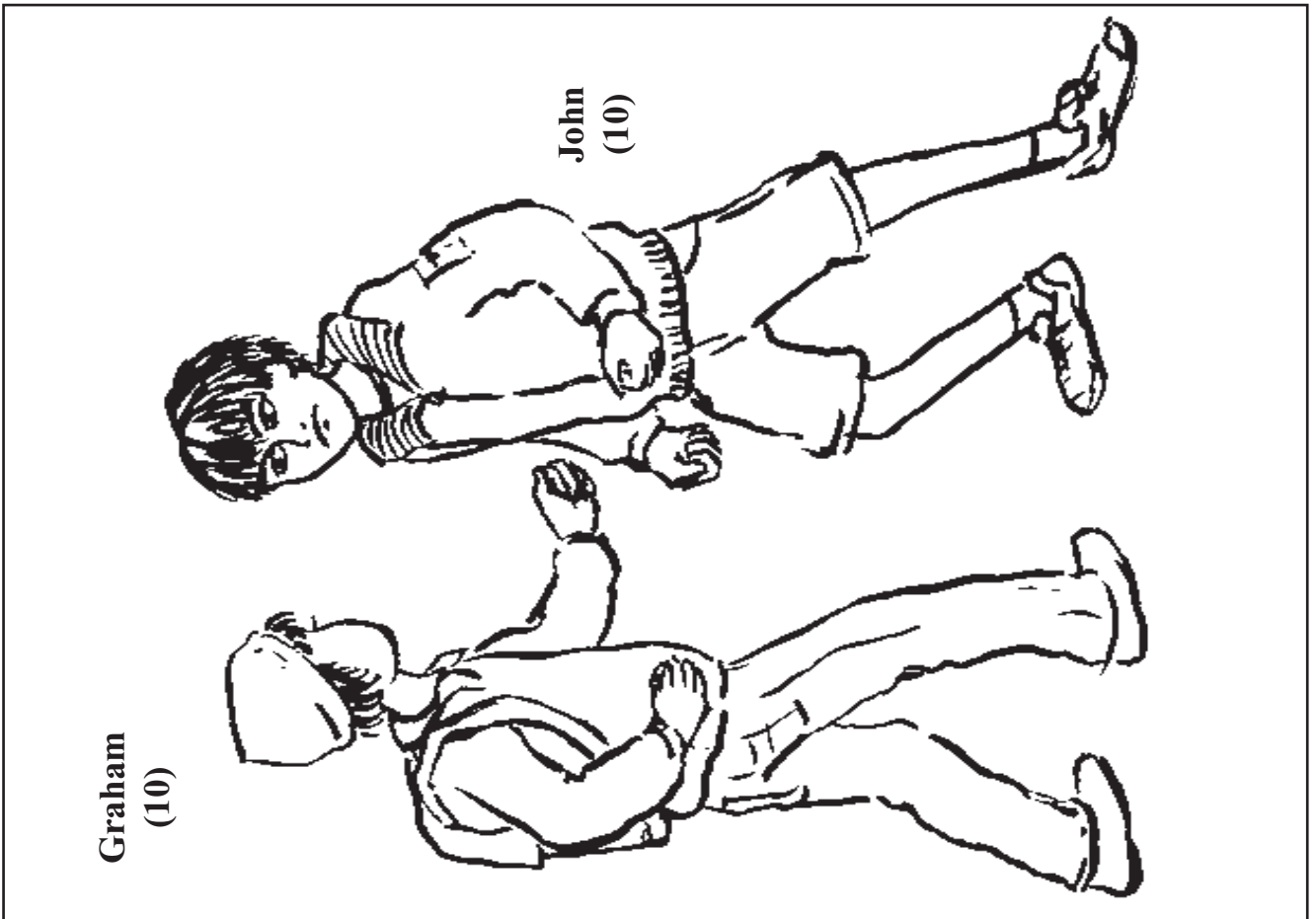
In the playground.















What are you going to be

(Textbook, page 36,
Picture dictionary, pages 98-99)

Ask some of your classmates
what they are going to be in the future.
Take notes.




A: What are you going to be?

B: I'm going to be a *mechanic*.
What about you?



A: I'm going to be a *police woman*.

Name	Job / Working place

























Tell your classmates what you know:

I'm going to be a *police woman*.
Harry is going to be a *mechanic*.
Susan is going to *work in a bank*.
... etc.

Do you know the fruits and vegetables

Write the names of the fruits and vegetables.
Use your picture dictionary.

(Picture dictionary, page 97)

		 _____	 _____
 _____	 _____	 _____	 _____
 _____	 _____	 _____	 _____
 _____	 _____	 _____	 _____
 _____	 _____	 _____	 _____
 _____	 _____	 _____	 _____

The hokey cokey

Read and do it.

Work with a partner.

One of you reads, the other does the exercises sitting on his/her chair.

You may help each other.

Take turns.



1. a. Put your *left* hand on your *right* knee.
b. Put your *right* hand on your *left* sholder.
c. Put your *right* foot on your *left* knee.
d. Count to ten.



2. a. Put up your hands.
b. Put your nose to your *right* knee.
c. Cross your arms and touch your toes.
d. Say or sing the alphabet.



3. a. Cross your legs below the knees.
b. Put your *right* hand on your *left* knee.
c. Put your *left* hand on your right elbow.
d. Say or sing the months of the year.

4. a. Put your *right* heel to your *left* toes.
b. Put your *left* elbow on your *right* knee.
c. Put your *right* hand to your *left* ear.
d. Say the days of the week.



You can make up some more exercises, if you like.




Good-night, ladies

Good-night, ladies
Good-night, ladies
Good-night, ladies!
We're going to leave you now.
Merrily we roll along,
Roll along, roll along,
Merrily we roll along,
O'er the dark blue sea.

Farewell, ladies
Farewell, ladies
Farewell, ladies!
We're going to leave you now.
Merrily we roll along,
Roll along, roll along,
Merrily we roll along,
O'er the dark blue sea.

Sweet dreams, ladies
Sweet dreams, ladies
Sweet dreams, ladies!
We're going to leave you now.
Merrily we roll along,
Roll along, roll along,
Merrily we roll along,
O'er the dark blue sea.



Put a tail on the donkey • Spæl


Ger myndina størri (A3).

Líma hana á stívt pappír og set hana upp á uppslagstalvuna í passaligari hædd.

Laminera halan ella líma hann á stívt pappír.













Spælireglur eru á síðu 73 í lærarabókini.

Klipp her.



Rammur til spøl • Word lottery

Rammur til spøl • 12 rammur



Rammur til spøl • Domino / the word chain

--	--

--	--

--	--

--	--

--	--

--	--










--	--

--	--

--	--

--	--

Rammur til spøl • 9 rammur



Rammur til spøl • 8 rammur



